

# HIGH QUALITY ROLL-UP SIGNS

## Produced with State of the Art Printing

### Wear Resistant Ink!

- Ink won't transfer to sign where it doesn't belong

### Breakthrough Digital Print & Film Technology


- Reflective color performance exceeds ASTM D 4956 Type VI requirements



### Standard & Custom Sign Sizes

#### Fiberglass Cross Braces

- Two thickness options
  - 1/4" Vertical Brace with 3/16" horizontal brace
  - 5/16" Vertical Brace with 3/16" horizontal brace



#### Anti-kiting Strap

- Sturdy hook & loop strap comes attached to sign
- Eliminates sail effect
  - backwind won't blow and move sign



#### Corner Pocket Options

- Durable polycarbonate plastic
- Sewn reinforced vinyl



### Legend Identification

- Legend name printed on sign border on two edges
  - whichever way you roll it, it's easy to identify the sign legend

### Storage Strap

- Hook & Loop nylon strap
  - secures the sign for storage


## ROLL-UP SHEETING OPTIONS



- MUTCD Non Reflective Vinyl Fluorescent Orange
  - daytime use only, Meets ASTM D 4956 color
- Reflective Vinyl
  - 3M™ High Intensity Prismatic Grade Series RS30, Meets ASTM D4956 Type VI, CWZ
  - Oralite® Super Bright™ Vivid Orange Meets ASTM D 4956 Type VI, Class 5
- Oralite® High Performance Marathon Fluorescent Orange
  - Meets ASTM D 4956 Type VI, Class 5



Various Rectangular Brace Configurations Available



- Fluorescent Pink
  - Meets ASTM D 4956 Type VI, Class 5
- Oralite® Super Bright™ White
  - Meets ASTM D 4956 Type VI, Class 5
- Oralite® High Performance Marathon White
  - Meets ASTM D 4956 Type VI, Class 5



Reflection off car headlights

Breakthrough Digital Print & Film Technology exceeds ASTM D 4956 Type VI



# MUTCD & OTHER POPULAR LEGENDS

If you don't see the legend you need, please contact Customer Service



W1-1  
Turn  
(Left or Right) Arrow



W1-2  
Curve  
(Left or Right) Arrow



W1-3  
Reverse Turn  
(Left or Right) Arrow



W1-4  
Reverse Curve  
(Left or Right) Arrow



W1-4b  
Reverse Curve  
(Left or Right) 2 Arrows



W1-4c  
Reverse Curve  
(Left or Right) 3 Arrows



W3-1  
Stop Ahead Symbol  
*Requires sign with overlay permanently sewn*



R1-1  
Stop Sign



W3-3  
Signal Ahead Symbol  
*Requires sign with overlay permanently sewn*



W4-1  
Lane Merge Arrow  
**Need Merge Overlay Ordered Separately**



W4-1  
(Left or Right)  
Lane Merge Arrow



W4-2  
Double Merge Symbol  
**Need BAR Overlay Ordered Separately**



W4-2  
(Left or Right)  
Lane Merge Symbol



W6-1  
Divided Highway  
Begins Symbol



W6-2  
Divided Highway  
Ends Symbol



W6-3  
Two Way  
Traffic Arrows



W24-1  
Double Reverse Curve  
(Left or Right) Arrow



W24-1a  
Double Reverse Curve  
(Left or Right) 2 Arrows



W24-1b  
Double Reverse Curve  
(Left or Right) 3 Arrows



W20-7  
Flagger Symbol



W20-7MI  
Flagger Symbol  
*MI Spec*



C9A  
Flagger Symbol  
w/Paddle  
*CA Spec*



W21-1  
Workers Symbol



BORDER



W3-5  
Speed Limit (Specify)  
Ahead Symbol  
*Requires sign with overlay permanently sewn*



W3-5a  
Speed Limit (Specify)  
Ahead Symbol



W3-4



W8-1



W20-2



SC9  
Detour w/Blank Overlay  
area below for  
Octagon Arrow  
*CA Spec*



SC9  
Detour w/Blank Overlay  
area above for FWY  
and below for  
Octagon Arrow  
*CA Spec*



SC9  
FWY Detour w/Blank  
Overlay area below for  
Octagon Arrow  
*CA Spec*



W8-2



SC18  
Exit w/Arrow  
*CA Spec*



SC18  
Exit w/Blank Overlay  
area below for  
Octagon Arrow  
*CA Spec*



W20-7a  
Flagger Ahead



Freeway Closed Ahead



C43  
Fresh Concrete  
*CA Spec*



W21-2



W8-15



W8-7



MEN  
WORKING



Merge w/Blank Overlay  
area below for Arrow



W21-8



W5-2



W23-2



C30  
Lane Closed  
CA Spec



W20-5  
(Specify Left or Right)



W20-5a  
(Specify number and  
Left or Right)  
Lane Closed Ahead



C20  
(Specify number and  
Right or Left)  
Lane Closed Ahead  
CA Spec



W5-3



W20-4



C27  
Open Trench  
CA Spec



W5-4



W20-3



W21-3



W8-18



W5-1



W20-1



W8-8



W8-23



C30A  
Shoulder Closed  
CA Spec



W21-5a  
(Specify Left or Right)



W21-5b  
(Specify Left or Right  
and Distance or  
Overlay Blank)



W8-25



W21-5



SC5  
Special Event Ahead  
CA Spec



W8-24



W21-6



W8-6



C44  
Trucks Entering Exiting  
CA Spec



W8-11



W21-7



W3-4



W20-V25  
Emergency Scene Ahead  
VA Spec



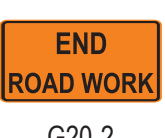
W20-2



M4-9  
Detour w/(Left or Right)  
Arrow



M4-9  
Detour w/Up Arrow



G20-2



R11-2



R2-1  
Speed Limit  
(Specify Number)



E5-1





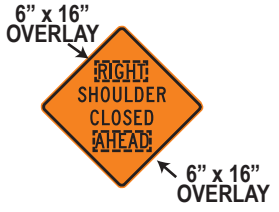
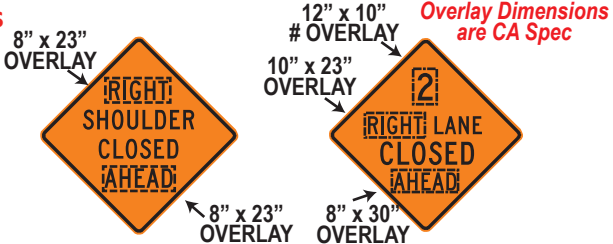
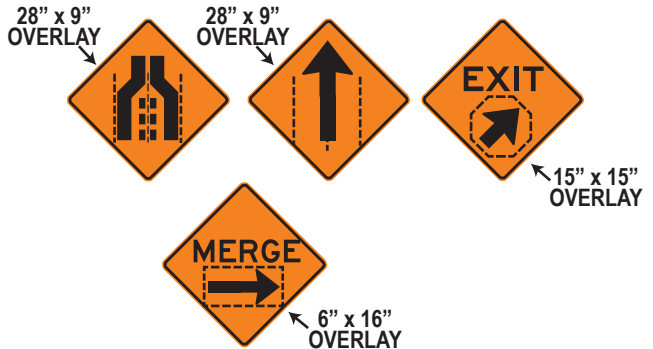
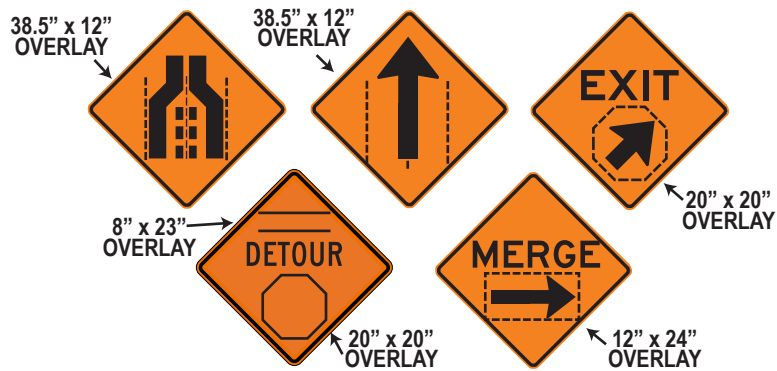


R1-2






R1-1

# OVERLAYS

36" x 36" Signs	48" x 48" Signs
<p><b>2 Line Signs</b></p> 	<p><b>2 Line Signs</b></p> 
<p><b>3 Line Signs</b></p> 	<p><b>3 Line Signs</b></p> 
<p><b>4 Line Signs</b></p> 	<p><b>4 Line Signs</b></p>  <p><i>Overlay Dimensions are CA Spec</i></p>
<p><b>Shapes</b></p> 	<p><b>Shapes</b></p> 

- Hook & Loop attachment (Hook on the sign, Loop on the overlay)

## Overlay Legends

<b>CENTER</b> CENTER	<b>LEFT</b> LEFT	<b>RIGHT</b> RIGHT	<b>AHEAD</b> AHEAD	<b>___ FT</b> XXXFT	<b>___ MILE</b> XXMI	<b>___ MILES</b> XXMIS	<b>FWY</b> FWY	<b>TURN</b> TURN	<b>→</b> ARROW		
<b>BLANK</b>	<b>BIKE</b> BIKE	<b>CLOSED</b> CLOSED	 OCTAGON ARROW			<b>2</b> 2	<b>3</b> 3	<b>4</b> 4	<b>5</b> 5	<b>6</b> 6	<b>7</b> 7
<b>RAMP</b> RAMP	<b>ROAD</b> ROAD			(Left or Right) Merge Overlay for W4-1 Arrow							

### Double Sided Overlays

<b>2</b>	<b>3</b>		
2 Side A, 3 Side B	Left Side A, Right Side B	Merge Overlay for W4-1 Arrow	

**TRAFFIC SAFETY WAREHOUSE**  
The Best in Safety for Less

TrafficSafetyWarehouse.com

(847) 966-1018